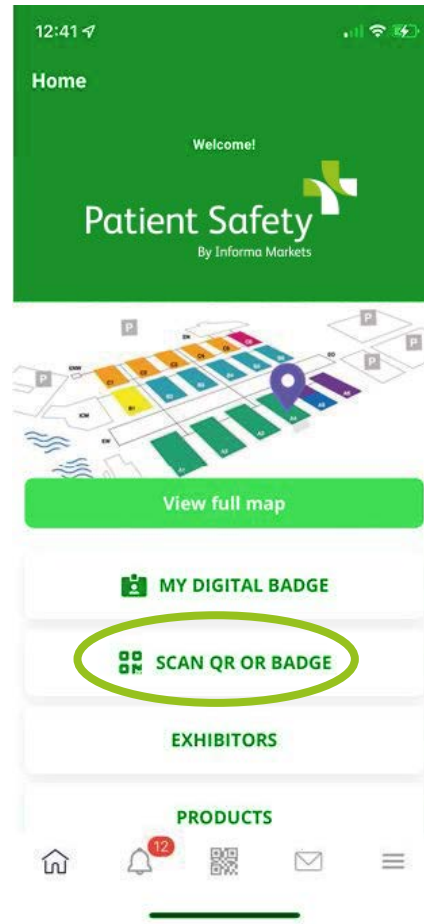


# Lead retrieval

# Scanning badges & QR code

Visitors at the event will be able to scan company and product QR codes while onsite, but will also be able to scan exhibitors and other attendee badges.



<https://connections.patientsafety-me.com/>

- once logged into the app, click “scan QR or badge” tab on main screen.
- This will open your camera so you can scan the badge. When the camera is pointed at the badge, it will automatically scan.
- When scanning and the QR code for a company or product, use your phone’s camera to scan and it will open the app automatically.

Any badges or company/product QR codes that you scan will automatically be added to your favorites.

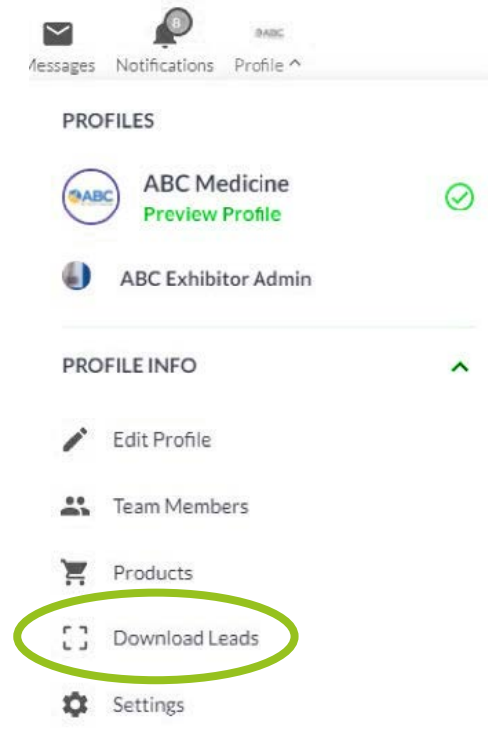


# How to download my leads?

Leads can be downloaded from your desktop.

From your personal profile you can only download your own leads.

**On your desktop go to your profile  
& download leads**

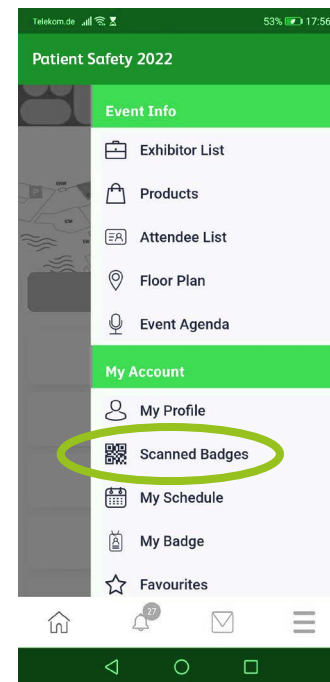


**In the mobile app:**

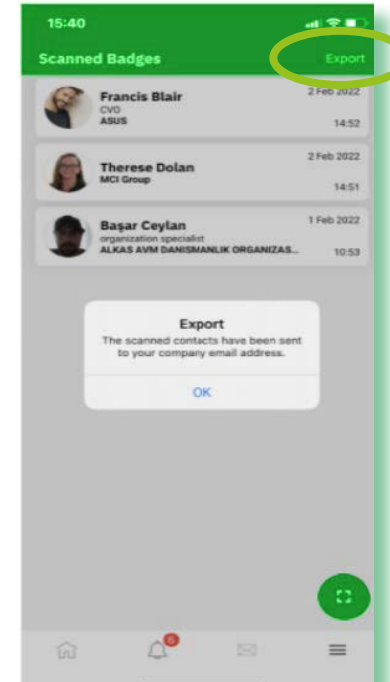
**Step 1:** Go to menu in the bottom right of your screen



**Step 2:** click on scanned badges



**Step 3:** click on export



**Note:** Visitors will also be able to scan exhibitor badges. If a visitor scans your badge then they will be captured as one of your leads.